

Let's Go to the Tampa Bay History Center

**AUTISM
FRIENDLY**

CARD


Center for Autism & Related Disabilities
UNIVERSITY OF SOUTH FLORIDA



**TAMPA BAY
HISTORY
CENTER**

TampaBayHistoryCenter.org





NOTE TO CAREGIVERS

MUSEUM HOURS

Open Daily 10 a.m. – 5 p.m.
Open Christmas Eve and
New Year’s Eve until 3 p.m.
Closed Thanksgiving and Christmas

COLUMBIA CAFE HOURS

Sunday – Wednesday 11 a.m. – 9 p.m.
Thursday – Saturday 11 a.m. – 11 p.m.

Tuesday and Thursday afternoons are the quietest times at the museum.

Backpacks, food and drink will not be allowed in the galleries. You can place these items in a locker on the 1st floor by asking for a key at the Visitor Services desk on the 2nd floor in the Lykes Atrium.

The Coacoochee’s Story, Winds of Change and The Pirate’s Fate films shown at the museum are not recommended for children under the age of 10 due to mature themes.

Please note that some of the **fire exit doors** inside of the museum **have alarms**.

The Columbia Cafe is on the **1st and 2nd floors** of the building. **Food smells and dining sounds** may be present.

If you or your family have sensory issues with noise, please bring sound canceling headphones.

There are restrooms and water fountains on every floor of the museum.


ACCESSIBILITY

The History Center offers **wheelchairs free of charge** during your visit.

The History Center follows guidance provided by the Americans with Disabilities Act, allowing **trained service animals**.

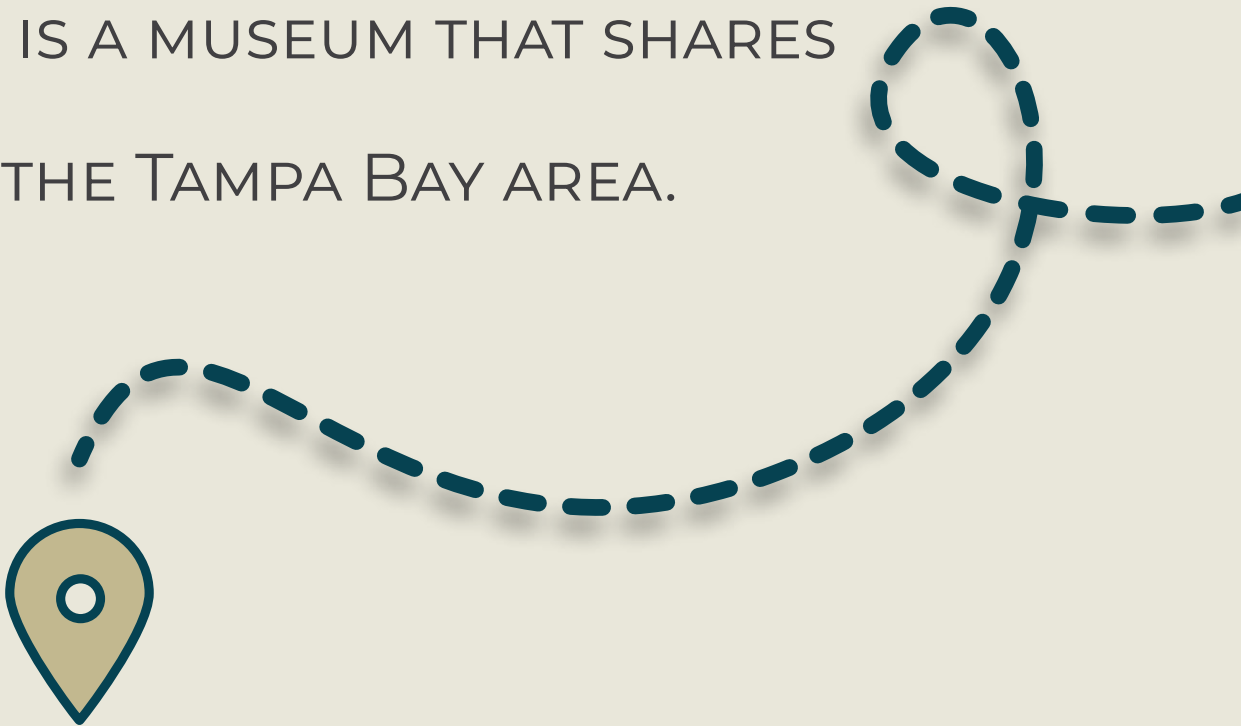
Printed gallery guides developed by the Center for Autism and Related Disabilities at the University of South Florida are available at Visitor Services.

Free admission is available to SNAP and EBT cardholders with valid photo IDs. Hillsborough, Pasco, and Pinellas **public libraries offer museum passes for free admission.**



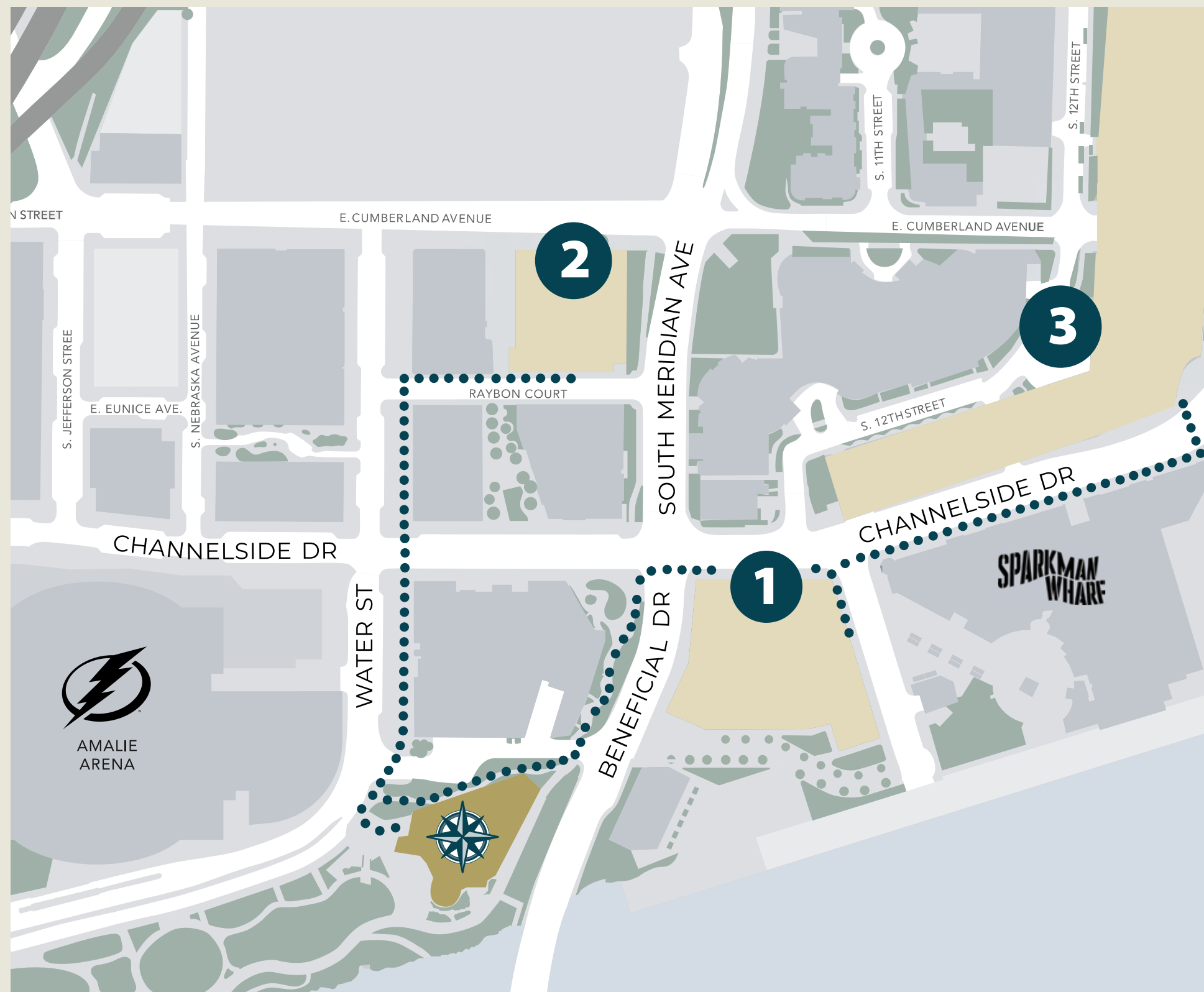
TODAY WE’RE GOING TO THE TAMPA BAY HISTORY CENTER!

THE HISTORY CENTER IS A MUSEUM THAT SHARES
THE HISTORY OF THE TAMPA BAY AREA.





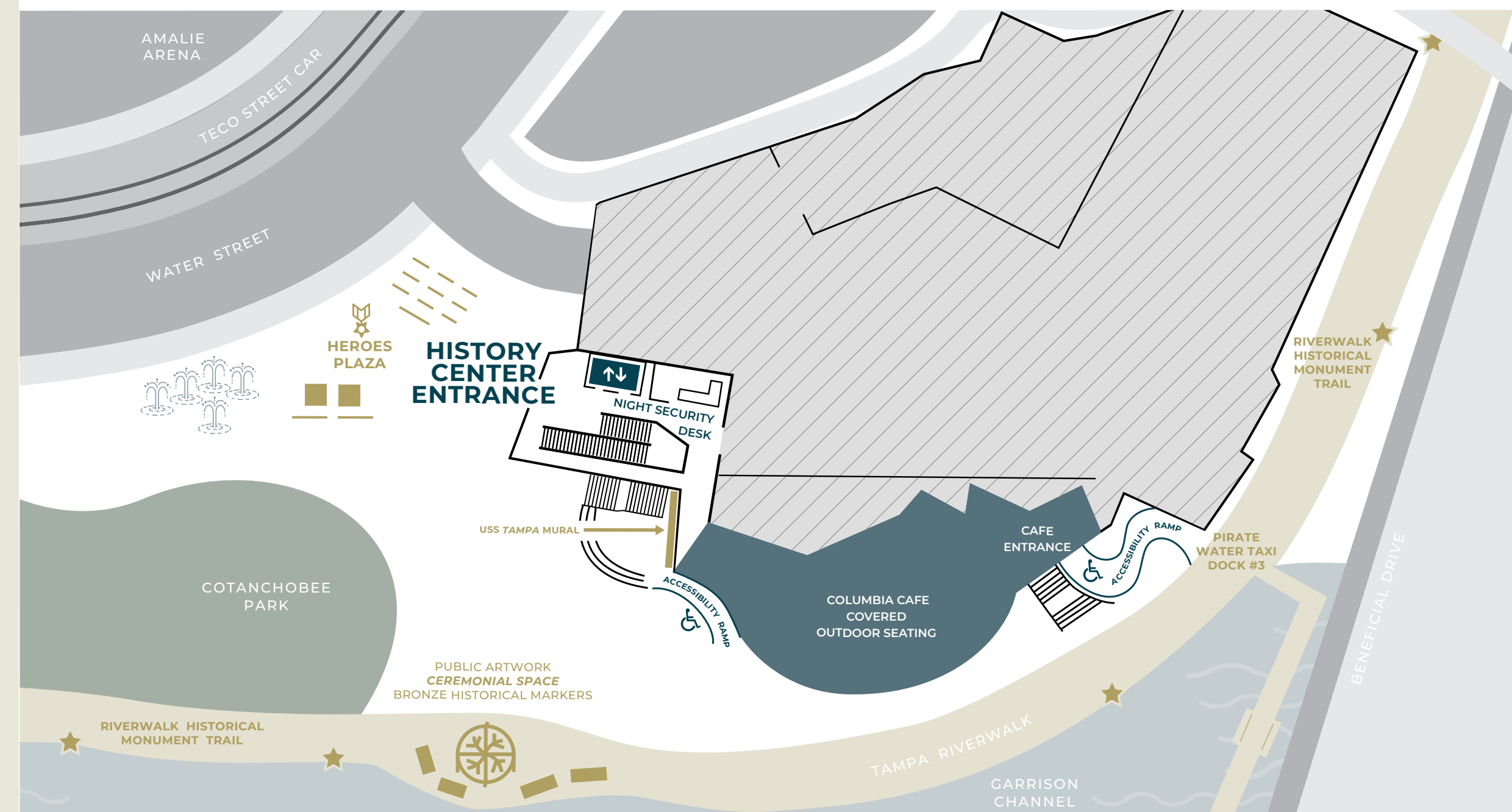
We will park at a parking garage or lot. That means I will walk to the History Center. I will stay close to my adult chaperone and walk on the sidewalks and crosswalks. I will watch for vehicles. I will also look out for the TECO Streetcar!



- 1** Garrison Parking Lot
615 Channelside Dr.
6-MINUTE WALK
- 2** East Cumberland Garage,
1045 E. Cumberland Ave.
5-MINUTE WALK
- 3** Channelside Garage**
810 Channelside Dr.
6-MINUTE WALK

We're here!

Heros Plaza and its fountains are at the front of the History Center building. I must stay close to my adult chaparone. I cannot play in the fountains or get wet before entering the History Center.



Inside the History Center,
I may use the elevator or the stairs
to make my way up to the
Lykes Atrium on the 2nd floor.



I will meet a History Center team member at the Visitor Services desk. After buying my ticket, I will get a sticker to wear on my shirt. This is called an admission sticker and shows that I have purchased a ticket and I am allowed to enter the museum. If I don't want to wear my admission sticker, I can ask my adult to help me find another place for it.



Only medical backpacks are allowed in the galleries. If I have a different type of backpack, I can leave it at the Visitor Services desk or put it in a locker. I can put it in a locker on the first floor. I need to ask a Visitor Services team member for a key.



Before I leave the History Center, I may have time to shop in the Museum Store for a souvenir. A souvenir is an item purchased on the day of my visit and is a great way to remember my trip to the History Center. I will be careful because some of the items in the store are made of glass. If I want to touch something, I will ask my adult chaparone to help.





Did you know? Cotanchobee, pronounced cō-tan-chō-bē, is the Seminole word meaning “where the big water meets the land.”

The History Center’s atrium windows are 60 feet tall and overlook Cotanchobee Park. The atrium has glass doors leading to the patio. If I want to go outside, I will ask my adult chaparone to go with me.




Did you know? Tampa’s Columbia Restaurant is the oldest restaurant in Florida! It opened in 1903 as a saloon and in 1905 became a restaurant.


The Columbia Cafe, located at the History Center, is the smaller version of the original restaurant in Ybor City. We can taste history with an authentic Cuban sandwich or the famous 1905 Salad. It might be busy and loud, but their staff will seat us where we feel most comfortable, either indoors or outdoors.



Under the neon “Tampa Bay” sign is the History Center’s gallery entrance. Gallery and exhibit are the names for the different sections inside the museum, where I will learn about the past. The History Center has many galleries. Some galleries have theaters where I can watch a short movie, and the 4th-floor gallery has a pirate ship!



In the galleries and exhibits I will see hundreds of artifacts. Artifacts are objects from a particular period in history. They are very fragile and are cared for by the History Center's team. This is why the artifacts are kept behind railings or in clear boxes. I will not touch an artifact unless I am told it is okay.



History Center volunteers and staff will be wearing a gold nametag. A Gallery Guide or Docent might assist me on my tour if I need help. They can show me which displays are interactive and answer questions I may have about Tampa's history.

2ND FLOOR



- 1 FLORIDA'S FIRST PEOPLE
- 2 WINDS OF CHANGE THEATRE
- 3 EUROPEAN EXPLORATION
- 4 SEMINOLE AND MICCOSUKEE GALLERY

- 5 THE KNIGHT COLLECTION
- 6 COACOOCHEE'S STORY THEATER
- 7 CIGAR CITY

Benches are near each gallery. If I want to take a break, I will be sure to show my adult chaperone where I am sitting.



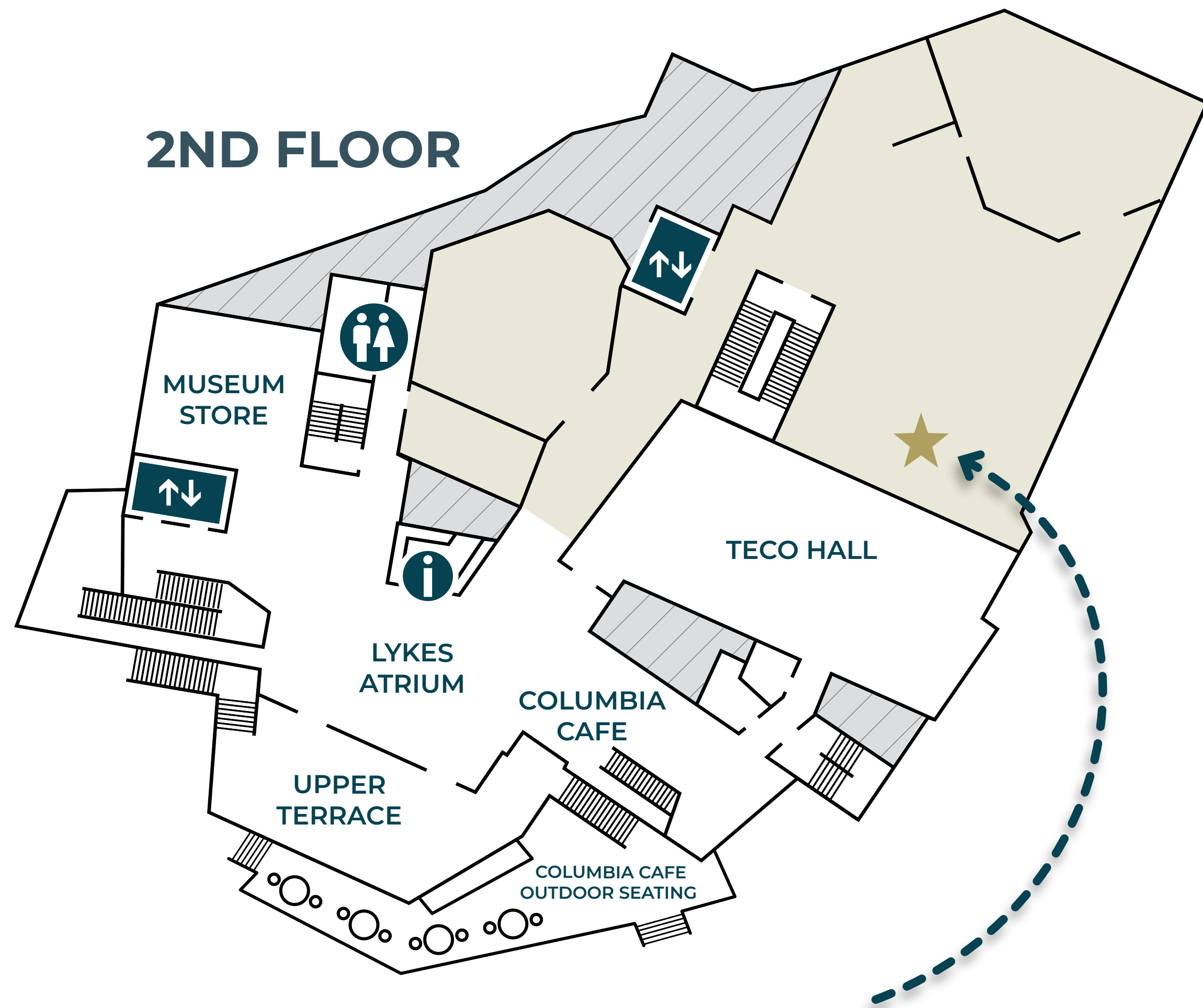


WINDS OF CHANGE THEATRE As the room gets dark, the movie will play on three screens at the front of the room. The movie has loud sounds, so if I need a break, I will tell my adult chaperone I need to exit the theater.

Each theater entrance has a clock displaying when the next show begins. But you can exit the theaters at any time.



COACOOCHEE'S STORY THEATER As the room gets dark, the show will begin, and different areas of the stage will show the lifelike figures that tell the story of Coacoochee and the Seminole Wars. This film has loud and sudden sounds, flashing lights, and images that might be upsetting for some viewers. If I feel too uncomfortable, I will tell my adult chaperone that I need to leave the theater.



I've explored the 2nd-floor galleries, exhibits, and theaters; now it's time to go to the 3rd-floor. I may use the elevator or the stairs. **The elevator is bigger than a small car and holds more people!** Whether I pick the elevator or the stairs, I will make sure I am with my adult chaparone.



CIGAR CITY I can push buttons in this gallery to turn on sound and videos. They will only stop once the recording has finished. If the sound is overwhelming, I can exit the exhibit with my adult chaparone.





YOUR TAMPA BAY

I can learn about important places in Tampa using electronic touch tables. There are only two touch tables, so if they are being used, I may have to wait my turn. That is okay. I can look at the Community Case nearby while I wait

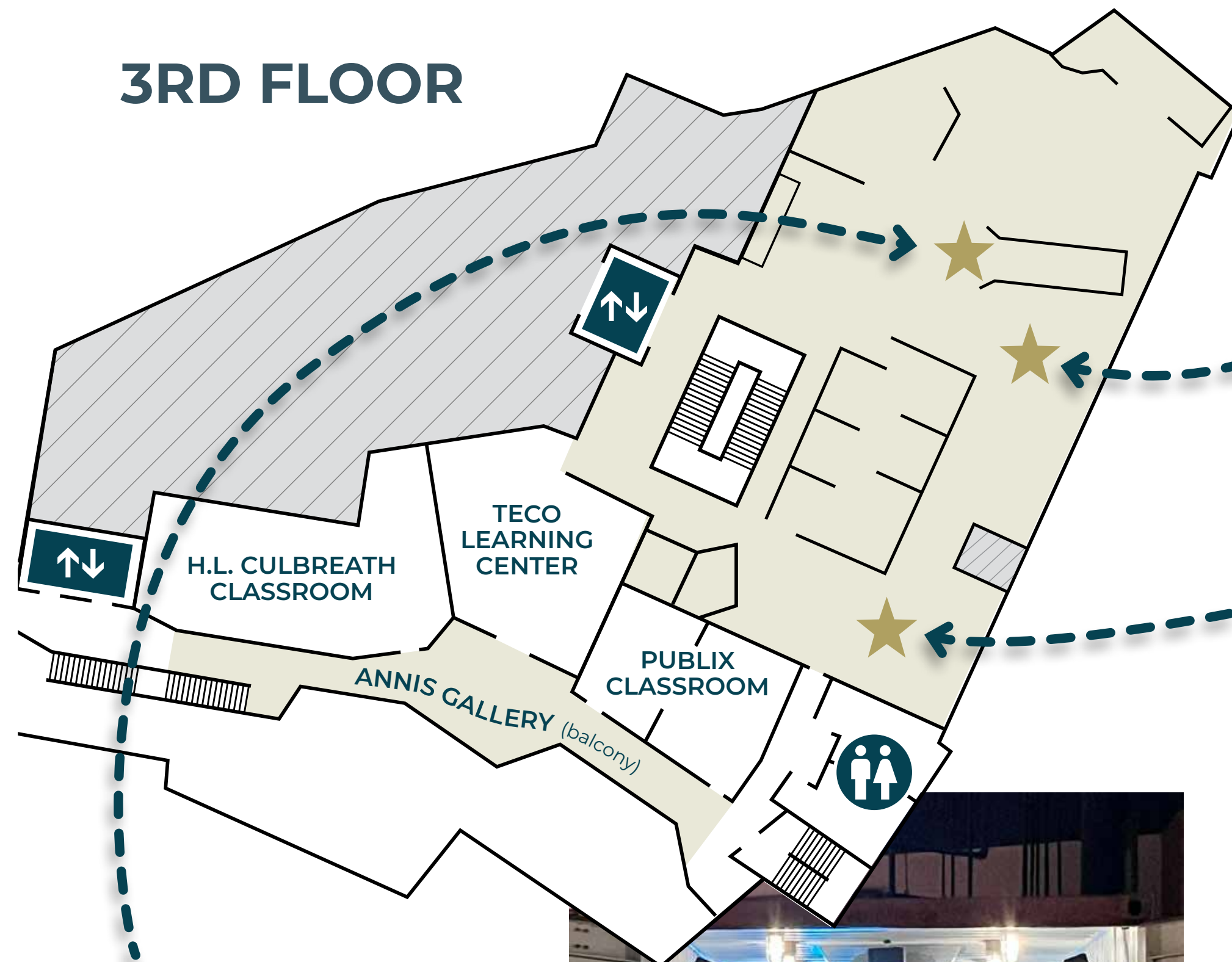


COWMEN & CRACKERS

I can watch a short film about Florida cattlemen while sitting on a horse's saddle. I will ask my adult chaparone if I need help saddling up! The saddles bounce on springs, so it feels like I am riding a horse. I need to hold the handle while I ride. If I have to wait my turn, I can watch the film from the bench at the back or create my own cattle branding symbol.



3RD FLOOR



NOW LOADING I can step inside an actual shipping container, just like those at the Port of Tampa, and watch the film to learn about the port. There are seats inside, or I can tell my adult chaparone if I want to watch outside the container.



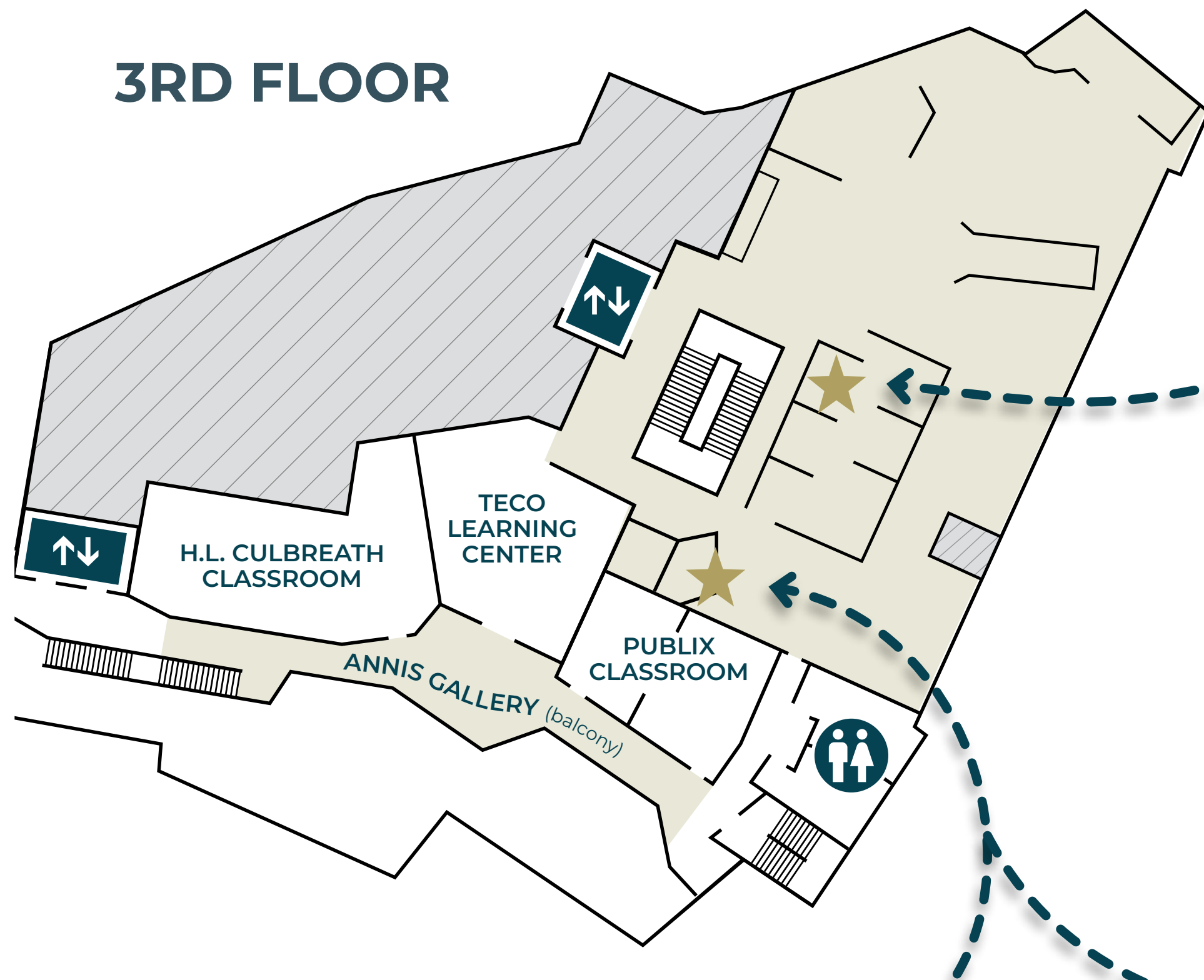
YEAR ROUND PLAY is the exhibit to learn about the sports and athletes in the Tampa area. I can look at displays and interact with the trivia disks.



WAR STORIES is all about Tampa's military history. I will learn about the events and the men and women who protected our country. I can watch late 1890s film footage of soldiers preparing for the Spanish-American War. I may have to wait my turn to use the interactive viewfinder.



3RD FLOOR



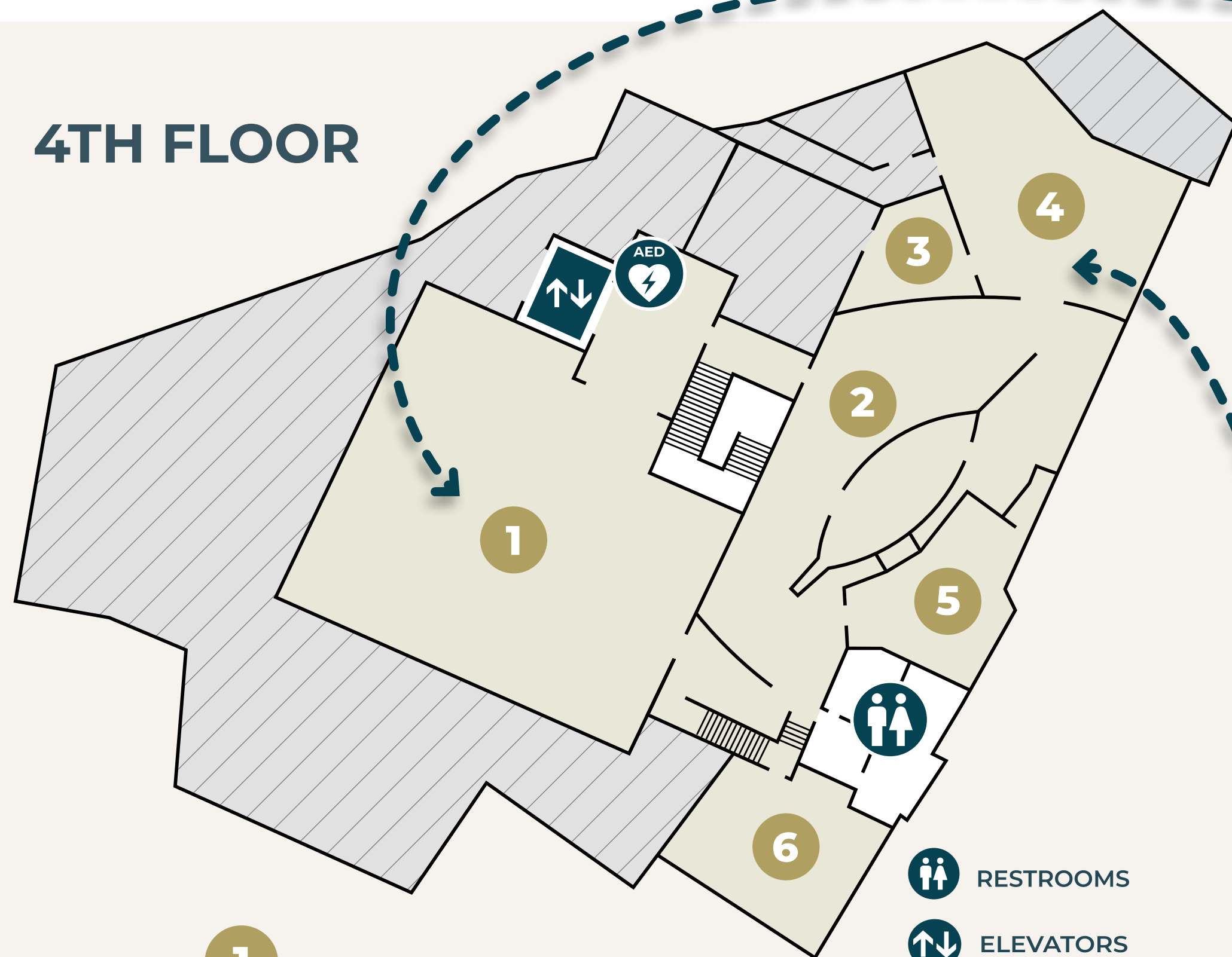
LAND REMEMBERED is a pioneer cabin! There are toys, games, clothes and props that I can hold, try on and play with to learn about how Florida pioneers lived. Other kids might be playing in the area too, so I may have to share the items in the cabin. To stay safe in the cabin, I must place things down gently. Before leaving the cabin, I will be sure to put all items back where I found them so other kids can enjoy them too.



TRAVAILS AND TRIUMPHS, shows 500 years of Black history in Tampa. There are several interactive maps I can use to learn more about these topics, but I may have to wait my turn.



4TH FLOOR



1 WAYNE THOMAS GALLERY

2 TREASURE SEEKERS

3 WITT RESEARCH CENTER
(by appt. only)

4 TOUCHTON MAP LIBRARY
FLORIDA CENTER FOR CARTOGRAPHIC EDUCATION
SAUNDERS FOUNDATION GALLERY

5 PIRATE'S FATE THEATER

6 DAVE'S CROW'S NEXT
(outdoor balcony)

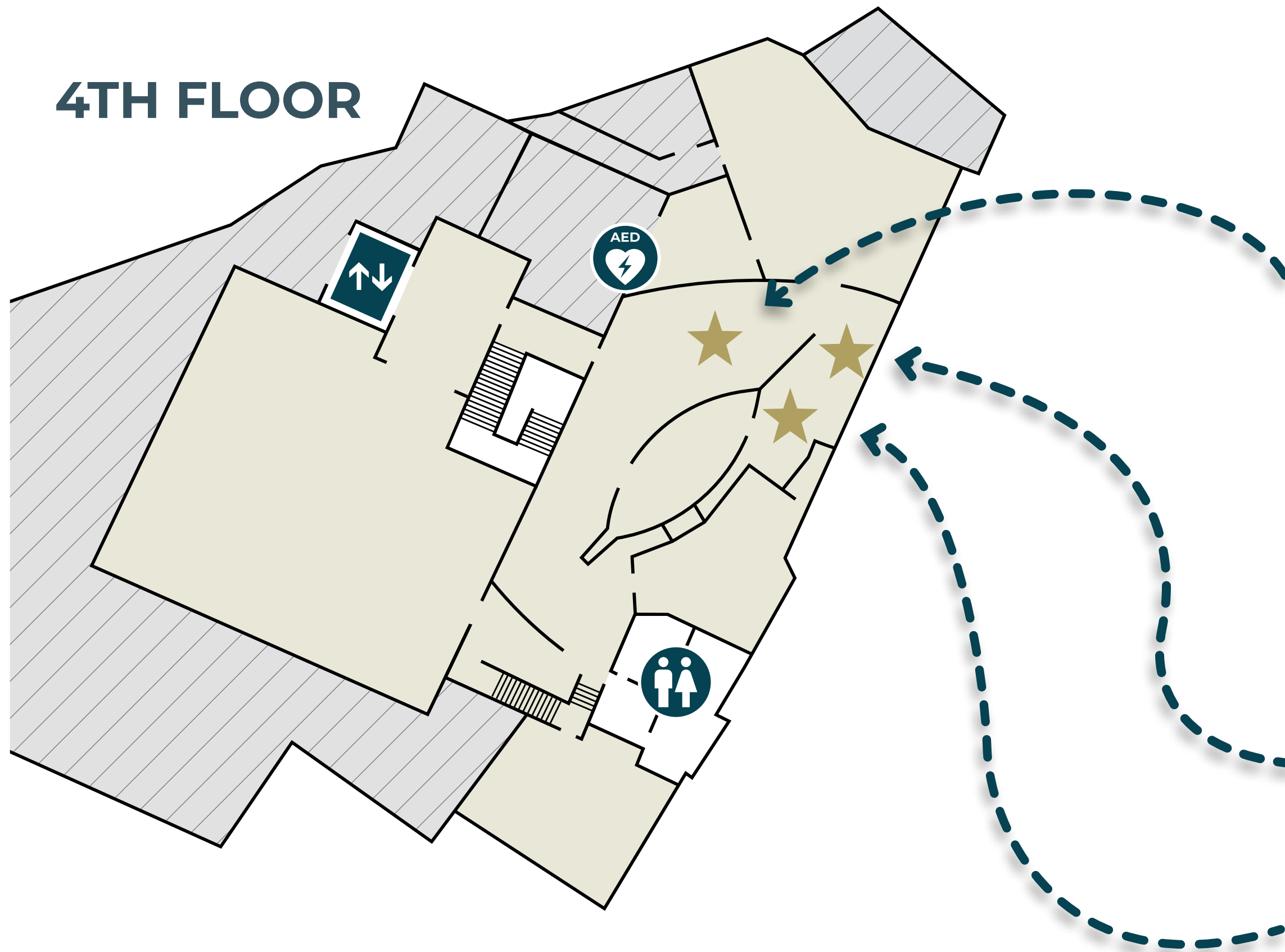
-  RESTROOMS
-  ELEVATORS
-  AUTOMATED
EXTERNAL
DEFIBRILLATOR

WAYNE THOMAS GALLERY is used for temporary exhibits. When I visit today, there might be an exhibit I've never seen before. When I visit again, the exhibit will be different. This means the History Center will have something new and exciting to explore every time I come back. I can visit the History Center's website to see upcoming exhibits.



**TOUCHTON MAP LIBRARY
SAUNDERS FOUNDATION
GALLERY** is a temporary exhibit gallery. Every few months things will look different when I visit. There are interactive touchscreens for viewing maps up close. I may need to wait my turn if another guest is using the touchscreen.

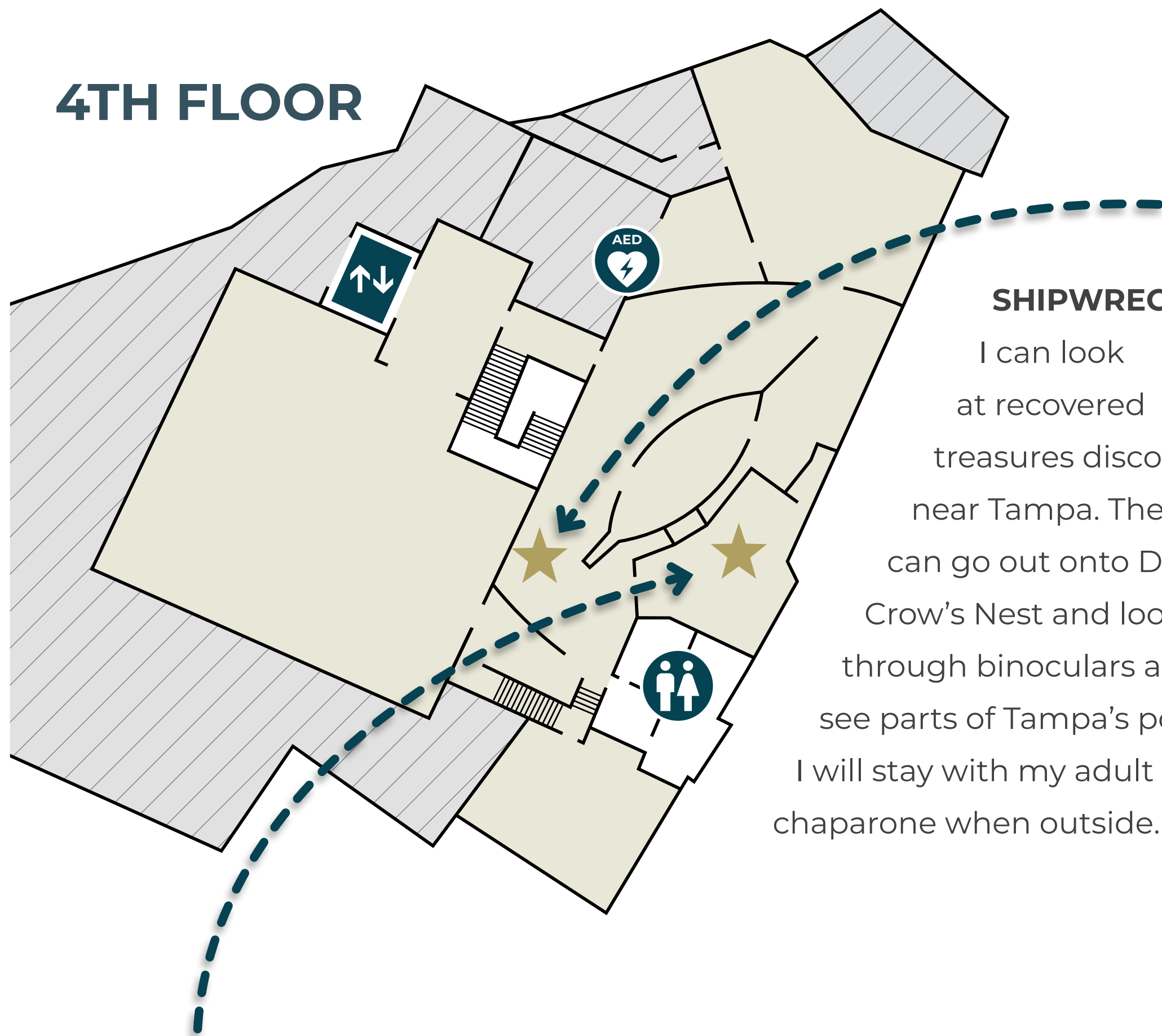
4TH FLOOR



TREASURE SEEKERS GALLERY, is all about pirates, explorers and shipwrecks! The ceiling has moving constellations, and I can hear sounds of the ocean and seagulls. There are interactive activities where I can learn about different knots, sails, and pulleys used on ships. I will also be able to view and use tools that sailors used to navigate. If there are other visitors using these tools, I can explore the rest of the exhibit while I wait for my turn.



4TH FLOOR



SHIPWRECKS.

I can look at recovered treasures discovered near Tampa. Then, I can go out onto Dave's Crow's Nest and look through binoculars and see parts of Tampa's port. I will stay with my adult chaparone when outside.

PIRATE'S FATE is an interactive theatre experience where I will learn about pirates while inside of a ship. There is a large touch screen that lets me choose where the ship will go and what we will do. There will be loud sounds, dark lights and wind effects from different sides of the theatre. I can stand or sit on the boxes in the back of the theatre. I will tell my adult chaparone if I need to take a break. We can leave at any time during the show.



PIRATE'S FATE THEATER





When I'm finished exploring the galleries, my trusted adult and I can use the big elevator, or walk down stairs to the 2nd floor to exit the museum.
We will remember to collect any items we brought in with us. I can come back again and see more exhibits next time.

Thank you, Tampa Bay History Center!

CREATED IN
PARTNERSHIP WITH



The University of South Florida
Center for Autism and Related Disabilities
800-333-4530 • (813) 974-2532



801 Water Street, Tampa, Fla 33602
(813) 228-0097
TampaBayHistoryCenter.org